



Information Session

for Online Learning

Dr. Yi Guan-Raczkowski

Director of Distance Learning/Educational Technology

Middlesex Community College

Online Learning

- What is online learning?
- What does an online course look like?
- How students can be better prepared for learning online?

WHAT IS ONLINE LEARNING?

- 24x7 access
- Anywhere with Internet Connection
- Cover the same materials as those in an on-campus class.
- Scheduled on a semester basis with a beginning date and ending date.
- Within a time block (week/unit), there are reading, homework, projects, or exams. You are required to submit course work by a certain date.
- Guided by your professor, you read textbook or supplemental materials, do homework, and submit your work by a certain time.

Most Frequently Asked Questions About Online Learning

- How much time does it take?
 - You may spend more time working on your online classes due to intensive self-driven course work and technological troubleshooting.
- How often do I go online?
 - Your professor will tell you how often you are expected to log-in.
 - Plan on visiting your online class several times a week to check for new emails or new announcements and participate in new discussions.
 - You may read textbook or complete your assignments off line but submit assignments online following a deadline.
- Do I need a textbook to take an online course?
 - Yes, you are required to purchase a textbook when you take an online course. Although some online courses have videos, all online courses require you to read textbook.

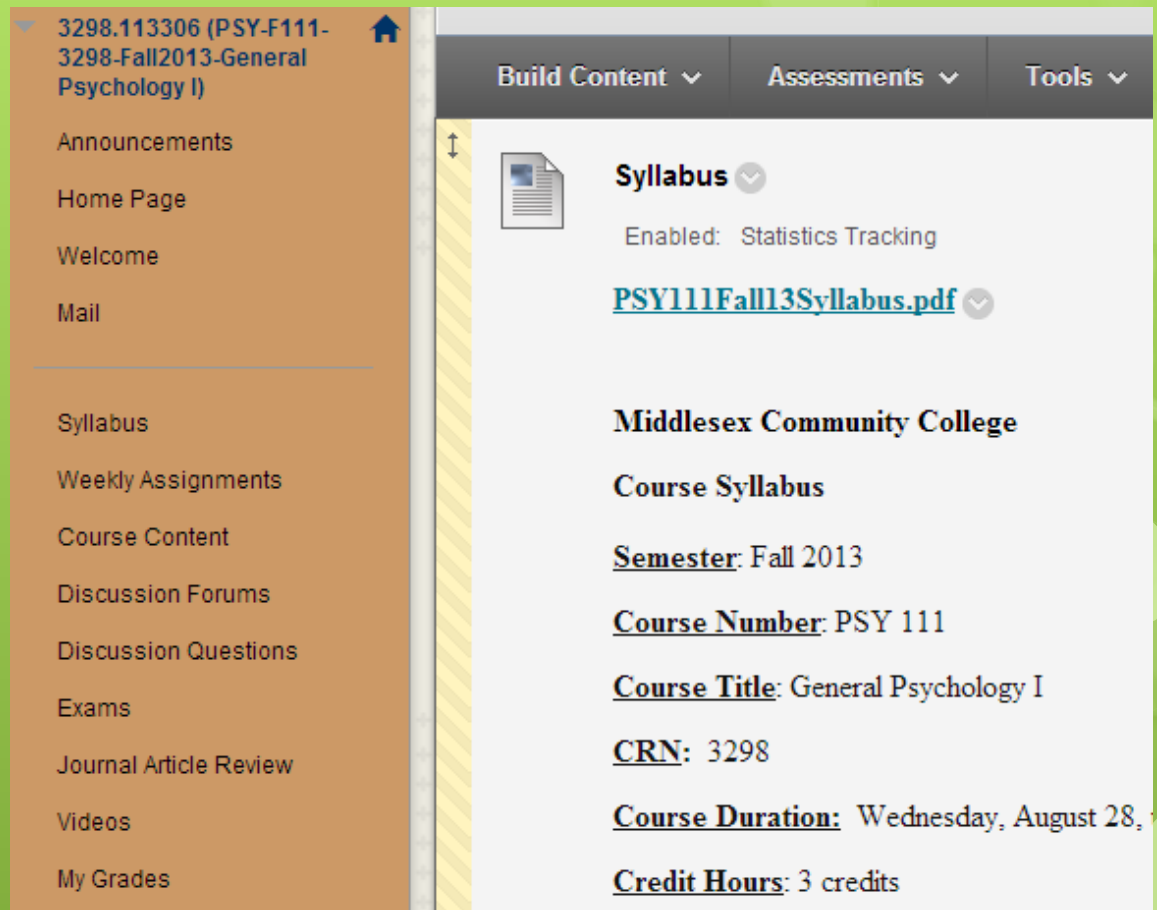
WHAT DOES AN ONLINE COURSE LOOK LIKE?

- Course Menu
- Links
 - Syllabus
 - Discussions
 - Tests
 - Journal Review
 - Mail
 - Announcement
 - My Grades
- Content
 - Lecture Notes

The screenshot displays a Blackboard course page for '3298.113306 (PSY-F111-3298-Fall2013-General Psychology I)'. The interface includes a top navigation bar with 'Build Content', 'Assessments', 'Tools', and 'Publisher Content' menus. A left-hand navigation menu lists various course components such as Announcements, Home Page, Welcome, Mail, Syllabus, Weekly Assignments, Course Content, Discussion Forums, Discussion Questions, Exams, Journal Article Review, Videos, My Grades, MxCC Help, Blackboard Resources, and Academic Support. The main content area features a document icon for 'PSY 111 - General Psychology I' with 'Enabled: Statistics Tracking'. Below this is a large placeholder box containing the Middlesex Community College (MxCC) logo and the text 'When entering'. At the bottom, there are two folder icons: 'Welcome' with 'Read First' and 'Weekly Assignments' with 'Weekly Breakdowns'.

An Online Course - Syllabus

- Contact Information
- Objectives
- Outlines/Schedule
- Evaluation
- Grading Range
- Assignments



The screenshot displays a course management system interface. On the left is a navigation menu for course 3298.113306 (PSY-F111-3298-Fall2013-General Psychology I). The main content area shows a 'Syllabus' section with a document icon, 'Enabled: Statistics Tracking', and a link to 'PSY111Fall13Syllabus.pdf'. Below this, the course details are listed: Middlesex Community College, Course Syllabus, Semester: Fall 2013, Course Number: PSY 111, Course Title: General Psychology I, CRN: 3298, Course Duration: Wednesday, August 28, and Credit Hours: 3 credits.

3298.113306 (PSY-F111-3298-Fall2013-General Psychology I)

Build Content ▾ Assessments ▾ Tools ▾

Announcements

Home Page

Welcome

Mail

Syllabus

Weekly Assignments

Course Content

Discussion Forums

Discussion Questions

Exams

Journal Article Review

Videos

My Grades

Syllabus

Enabled: Statistics Tracking

[PSY111Fall13Syllabus.pdf](#)

Middlesex Community College

Course Syllabus

Semester: Fall 2013

Course Number: PSY 111

Course Title: General Psychology I

CRN: 3298

Course Duration: Wednesday, August 28,

Credit Hours: 3 credits

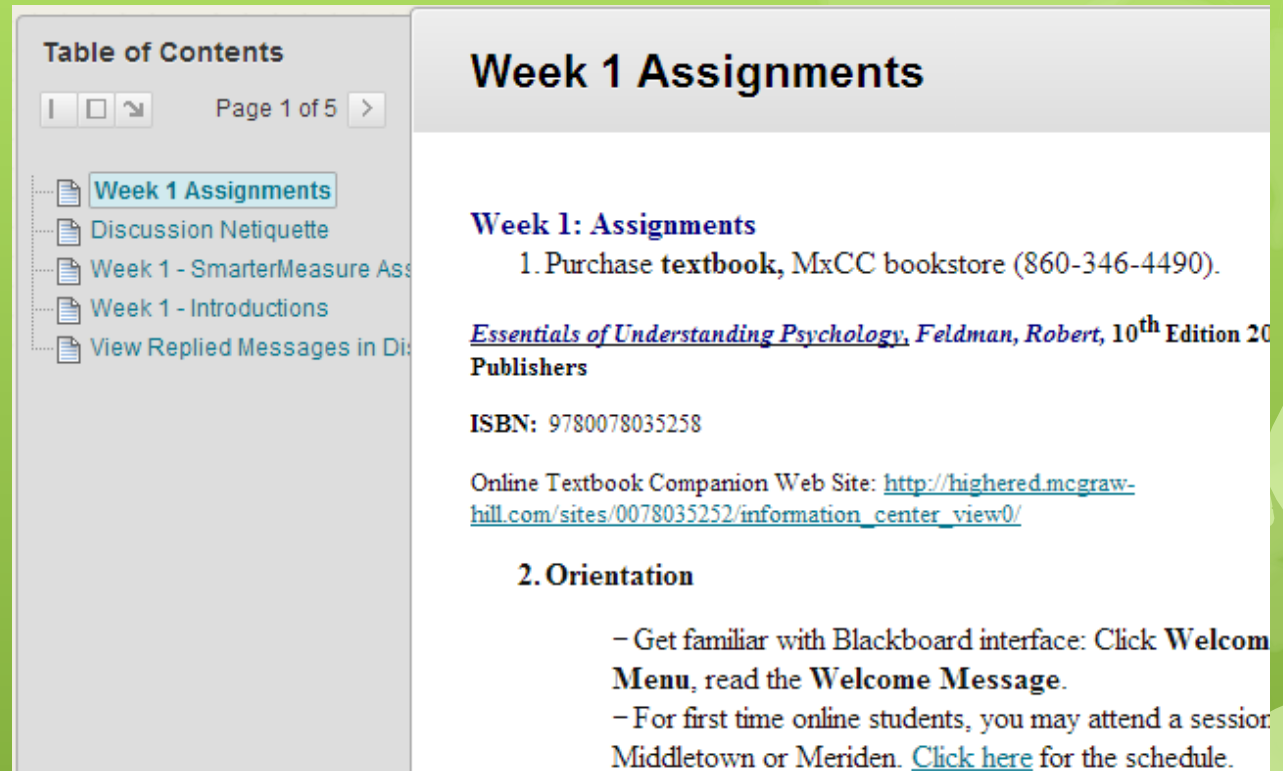
An Online Course – Course Content

- For each chapter
 - PowerPoint Note
 - Instruction
 - Videos for selected topics

The screenshot displays a web-based course interface. On the left is a sidebar menu for the course '3298.113306 (PSY-F111-3298-Fall2013-General Psychology I)'. The menu items include: Announcements, Home Page, Welcome, Mail, Syllabus, Weekly Assignments, and Course Content. The 'Course Content' item is selected. The main area shows a 'Table of Contents' for 'Page 2 of 4'. The table lists four items: 1. Instructions on How to View, 2. Chapter1.ppt (highlighted), 3. Instruction on How to View, and 4. Chapter1.pdf. On the right, a download progress bar for 'Chapter1.ppt' is shown, with the text 'If this item does not open' and 'Your download will start s'.

An Online Course – Weekly Assignments

- Learning Modules
- Week (Unit)
 - Instruction
 - Discussion
 - Exam
 - Project
 - Notes
 - Web Sites



The screenshot displays a Blackboard course interface. On the left, a 'Table of Contents' sidebar shows a list of items: 'Week 1 Assignments' (highlighted), 'Discussion Netiquette', 'Week 1 - SmarterMeasure Ass', 'Week 1 - Introductions', and 'View Replied Messages in Di'. The main content area is titled 'Week 1 Assignments' and contains the following text:

Week 1: Assignments

1. Purchase **textbook**, MxCC bookstore (860-346-4490).
Essentials of Understanding Psychology, Feldman, Robert, 10th Edition 20
Publishers

ISBN: 9780078035258

Online Textbook Companion Web Site: http://highered.mcgraw-hill.com/sites/0078035252/information_center_view0/
- 2. Orientation**
 - Get familiar with Blackboard interface: Click **Welcome Menu**, read the **Welcome Message**.
 - For first time online students, you may attend a session in Middletown or Meriden. [Click here](#) for the schedule.

An Online Course - Discussions

- Discussions
 - Forums
 - Answer questions
 - Respond to students

Forum	Description
Course Questions	Please post your question about this course on this board. I will respond to you here so other students with the same question will see my response. If you have any questions that do not want to share with the class, use Messages tool to email me. Yi Guan-Raczkowski
Week 1 - Introduction	<ol style="list-style-type: none">Tell us a little about yourself, why you are in school, why you take this course. Share something interesting about you such as hobbies and interests.Answer the following questions:<ol style="list-style-type: none">What is your major and academic goals?What has been your experience with children?What do you expect to learn from this class and how do you plan to achieve your goal?

An Online Course - Discussions

Forum: Week 1 - Introduction

Organize Forum Threads on this page and apply settings to several or all threads. Use the sort icon (arrow) and the sort caret at the top of each column. [More Help](#)

Create Thread

Grading Information

Subscribe

Thread Actions

<input type="checkbox"/>	<input type="checkbox"/>	Date <input type="text" value="v"/>	Thread
<input type="checkbox"/>	<input type="checkbox"/>	3/24/15 10:58 PM	Introduction
<input type="checkbox"/>	<input type="checkbox"/>	1/27/15 8:47 PM	Intro
<input type="checkbox"/>	<input type="checkbox"/>	1/25/15 10:46 PM	Introduction
<input type="checkbox"/>	<input type="checkbox"/>	1/25/15 9:39 PM	Introduction
<input type="checkbox"/>	<input type="checkbox"/>	1/25/15 9:30 PM	Introduction
<input type="checkbox"/>	<input type="checkbox"/>	1/25/15 8:30 PM	introduction

An Online Course - Assignment

Table of Contents

Page 3 of 7

- Week 12 Assignments
- Week 12 Discussions - Chapter 12
- Submit - Journal Article Review**
- APA Web Reference
- Instruction - Use Library Database
- Instruction - Use Library Database
- Citation Machine

Upload Assignment: Submit - Journal Article Review

Cancel Save as Draft

1. Assignment 1

Name:

Instructions

Attached is my article review.

Path: [body](#)

Attach File Browse My Computer Browse Content Collection

- Submit files – project, paper, etc.

An Online Course - Exams

PSY-F111-3298-Fall2013-
General Psychology I



Announcements

Home Page

Welcome

Mail

Syllabus

Weekly Assignments

Course Content

Discussion Forums

Discussion Questions

Exams



Sample Exam - Not Graded



Exam 1 (Chapters 1 -4) - Available 9/30 - 10/6

There are 46 multiple choice questions and 4 essay questions. Although you may take the test multiple times, you will be given "unlimited" duration to complete the test. This means that you can log out and come back on to take the test before its due, midnight of Sunday. To ensure your answer is saved, be sure to wait until you see the answer "Saved". Please submit the exam before the deadline.

For an essay question, type your answer in a MS Word file and then copy/paste the text into the answer box.

Please **do not** complete this test using a mobile device. The test should be completed on a desktop or laptop.

An Online Course – Exams

my Blackboard Learn

Content Overview

Description

Instructions

Multiple Attempts Not allowed. This Test can only be taken once.

Force Completion This Test can be saved and resumed later.

Question Completion Status:

Save All Answers Save and Submit

Question 1 1.5 points Save Answer

A relatively permanent change in behavior brought about by experience is called

maturation.

learning.

development.



instinct.

Question 2 1.5 points Save Answer

An Online Course – Mail (Messages)

- Private communication with your instructor

The screenshot displays the 'Course Messages' interface. On the left, a sidebar lists navigation options: PSY-F111-3298-Fall2013- General Psychology I, Announcements, Home Page, Welcome, Mail (circled in red), Syllabus, Weekly Assignments, and Course Content. The main content area is titled 'Course Messages' and includes a description: 'Course Messages are private and secure text-based communications between course members. Although similar to email, users must be logged into the course to view messages.' Below this, there are buttons for 'Create Message' and 'Create Folder'. A table lists folders: 'Inbox' (circled in red) and 'Sent', both with 0 unread messages.

	Folder	Unread
	Inbox	0
	Sent	0

An Online Course – Announcement

- Reminders and updates.

Announcements

Week 9 Assignments and Week 8 Grading

Posted on: Monday, October 21, 2013

Week 9, 10/21- 10/27

- Discussion questions for Chapter 8 - Click on Discussions in Course
- Bi-Weekly Summary for Chapters 7&8 - Click on Discussions Course for personal experiences and comment on a summary.
- Start thinking about Journal Article Review. The requirement for the syllabus and **Week 12** learning module (click on Weekly Assignments for learning module, there is instruction on how to search for a journal article in MyCommNet

Week 8 grading should be completed by midnight of Wednesday,

An Online Course – My Grades

- Check your grades often to be informed of your performance.

ExamTotal					0.00/390	
SumTotal					37.00/280	
Week 1- SmarterMeasure Assignment	Alignments				-/20	
Week 1 - Introductions	Alignments		Nov 1, 2012 4:25 PM	Nov 1, 2012 4:25 PM	10.00/10	Welcome to this class. Should you need help, please let me know.
Week 2 Discussions - Chapter 1	Alignments		Nov 1, 2012 4:26 PM	Nov 1, 2012 4:26 PM	14.00/15 View Rubric	Clearly answered the questions by citing textbook discussion. Your response to Jennifer is quite brief. -1

HOW CAN STUDENTS BE BETTER PREPARED FOR LEARNING ONLINE?

- Registration – self assessment
 - Take a SmarterMeasure test
 - Access to a computer with high speed Internet
- Decision making
 - Should I take an online course?
 - How many online courses should I take?
- Getting ready
 - Go through an online orientation
 - Attend a campus orientation

Registration – Self Assessment

- Take a Smartermeasure test to assess your readiness
- <http://mxcc.edu/distance/take-a-smartermeasure-test>
- (mxcc.edu/distance, click on Take a SmarterMeasure Test.)
- Personal Attributes
 - Self-motivation, self-discipline, time management, study strategies.
 - Availability of time
- Technology
 - Internet navigation
 - File management – organize files, upload/download files.
 - Word processor – create/type/save a file.
- Reading Comprehension
- Typing speed and accuracy
- Learning style
- Access to a computer/Internet
 - A reliable computer (PC-less than 3 years old)
 - High speed Internet connection

Decision Making

- Should I take an online course?
- How many online courses should I take?
 - Self-check
 - A relatively new computer
 - High speed Internet connection
 - Self-motivated and self disciplined
 - A good reader
 - Availability of time
 - Spring/Fall
 - 10 -15 hours/Week - 3-credit course
 - Summer -5 weeks session
 - 20-30 hours/Week- 3 credit course
 - Winter -3 weeks session
 - 6 hours/day – 3 credit courses

Getting Ready

- After registration
 - Go through the online orientation
 - <http://mxcc.edu/distance>.
 - Click on "Online Orientation".
 - In Blackboard, you will be able to view your course site 7 days before the first day of a semester.
 - You may go through some parts of the orientation before 7 days in advance. <http://mxcc.edu/distance> - What to Do?
 - Class materials may not be available until the first day of course.
 - Attend a campus orientation
 - If you feel that you need personal assistance in how to navigate your online course and use tools, you may attend a session of campus orientation.
 - <http://mxcc.edu/distance>
 - Click on "Campus Orientation".

Key to Success

- **Take a self-assessment test to help you make a wise decision on the number of online courses you will be taking.**
- **Get prepared before the start of a semester.**
- **Carefully read all class documents and follow the instructions closely.**
- **Keep pace with the class reading and assignments.**
- **Contact professor if you are unclear with course requirements and assignments.**
- **Report and resolve technical problems promptly.**

Online Programs at MxCC

- **Associate Degree in General Studies**
- **Twelve programs with more than 50% courses online.**
 - Accounting
 - Biotechnology
 - Broadcast-Cinema
 - Business Administration
 - Communication
 - Criminal Justice
 - Early Childhood Education
 - General Studies
 - Health Information Management
 - Human Services
 - Liberal Arts and Science
 - Management Information Systems
 - Marketing

Online Course Offerings

- Go to **My.commnet.edu**, select **Search for Courses**.
- Select a Term, **Fall 2015**.
- Select **Middlesex CC**.
- Select **Fully Online**.
- Click on **Get Courses**.

Course Search

Term
Fall Term 2015

College
Middlesex CC

(O)pen (C)losed: Open Closed Both

Course Level: Credit Non_Credit Both

Instruction Type

- All
- CLIN - Clinical
- COOP - Cooperative Learning
- HYBR - Online and Classroom
- INDE - Independent Study
- INTN - Internship
- OLCB - Online with Campus Requirement
- ONLN - Fully Online**
- TRAD - Classroom

by Start Time: Hour: 00 Minute: 00 am/pm: am

by End Time: Hour: 00 Minute: 00 am/pm: am

by Days: Mon: Tues: Wed: Thur: Fri: Sat: Sun:

Get Courses **Reset**

Select a Subject

- All
- Academic Skills Development
- Accounting
- Admin. Office Procedures *
- American Sign Language
- Anthropology
- Arabic
- Architecture
- Art
- Astronomy
- Automotive
- Automotive - Alt Fuel Vehicles
- Aviation Science
- Biology
- Biomedical Engineering
- Boating *
- Business *
- Business Office Technology
- Business, Entrepreneurship
- Business, Finance
- Business, General
- Business, Management
- Business, Marketing
- Chemistry
- Child Development *
- Chinese
- Civil Engineering Technology

Online Learning Support at MxCC

- Working with faculty developing online courses
- Troubleshooting technical problems
- Technology orientation and workshops for students and faculty

<http://mxcc.edu/distance>

Founders 131/131A

(860)–343–5756

mxccdistance@mxcc.commnet.edu