



Information Session

for Potential Online Students

Dr. Yi Guan-Raczkowski

Director of Distance Learning

Middlesex Community College

Online Learning

- What is online learning?
- What does an online course look like?
- How students can be better prepared for learning online?

WHAT IS ONLINE LEARNING?

- 24x7 access
- Anywhere with Internet Connection
- Cover the same materials as those in an on-campus class.
- Scheduled on a semester basis with a beginning date and ending date.
- Within a time block (week/unit), there are reading, homework, project, or exams. You are required to submit the required work by a certain date.
- Guided by your professor, you read textbook or supplemental materials, do homework, and submit your work by a certain time.

Two Most Frequently Asked Questions About Online Learning

- How much time does it take?
 - You may spend more time working on your online classes due to intensive self-driven course work and technological troubleshooting.
- How often do I go online?
 - Your professors will indicate how often they expect you to log-in.
 - Plan on visiting your online class several times a week to check for new emails or new announcements and participate in new discussions.
 - You may read textbook or complete your assignments off line but need to submit assignments online by a deadline.

WHAT DOES AN ONLINE COURSE LOOK LIKE?

- Course Menu
- Links
 - Syllabus
 - Discussions
 - Tests
 - Journal Review
 - Mail
 - Announcement
 - My Grades
- Content
 - Objectives
 - Key Concepts
 - Lecture Notes

The screenshot displays a Blackboard course page. On the left is a navigation menu for course 3299.112306 (PSY-F111-3299-Fall2012-General Psychology I). The main content area is titled 'Home Page' and features the course title 'PSY 111 - General Psychology I' with a document icon. Below this is the Middlesex Community College logo with the tagline 'Your Key To Success' and a partially visible sentence 'When entering the course, c'. Further down, there are three sections: 'Welcome' with a folder icon and the text 'Read First', 'Syllabus' with a document icon and the text 'Syllabus', and 'Weekly Assignments' with a folder icon and the text 'Weekly Breakdowns'.

Course Menu:

- 3299.112306 (PSY-F111-3299-Fall2012-General Psychology I)
- Home Page
- Communications
 - Welcome
 - Announcements
 - Mail
 - My Grades
 - Notification & Alert
 - Syllabus
- Course Materials
 - Course Content
 - Weekly Assignments
 - Discussion Questions
 - Exams
 - Discussion Forums
 - Journal Article Review
 - Videos
 - Glossary
- Help
 - MxCC Help
 - Academic Support
 - Blackboard Resources

Home Page Content:

PSY 111 - General Psychology I

Middlesex Community College
Your Key To Success

When entering the course, c

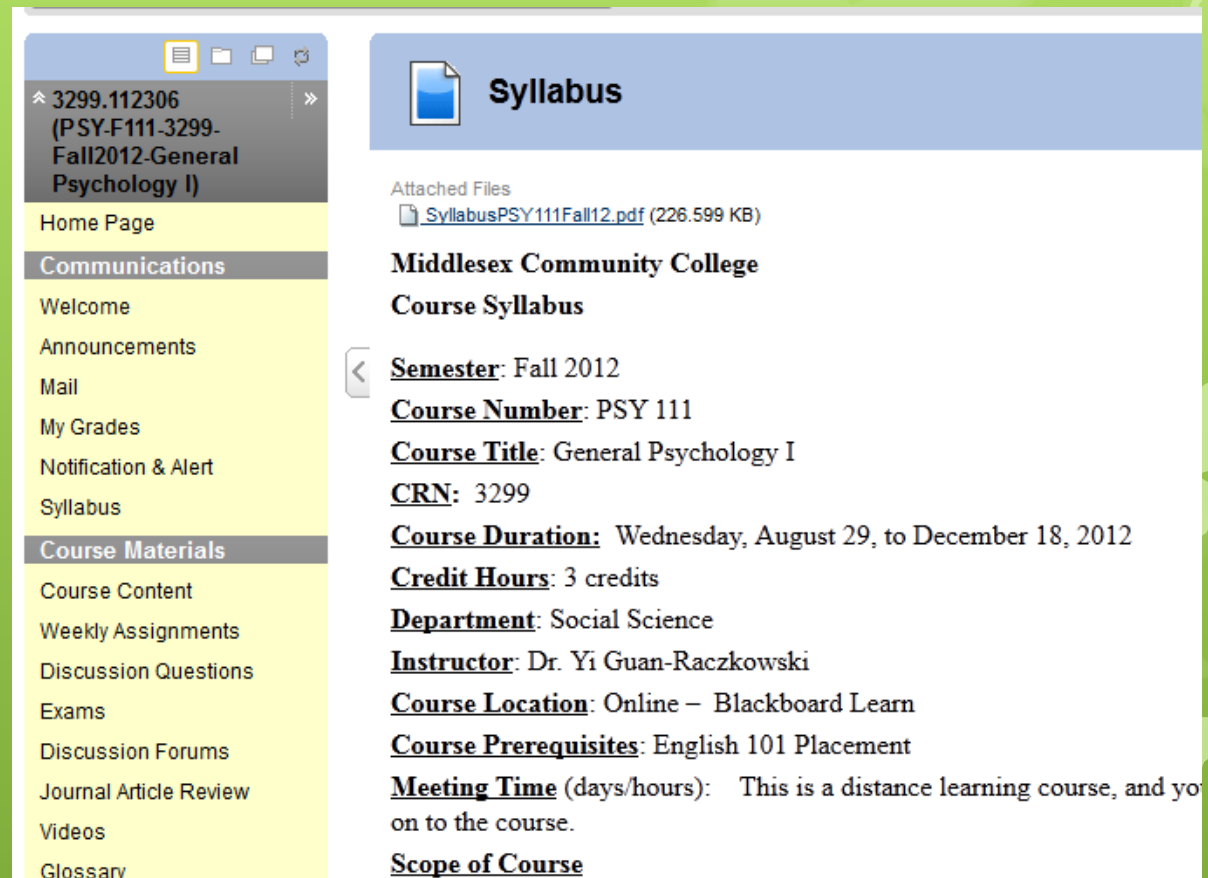
Welcome
Read First

Syllabus

Weekly Assignments
Weekly Breakdowns

An Online Course - Syllabus

- Contact Information
- Objectives
- Outlines/Schedule
- Evaluation
- Grading Range
- Assignments



Syllabus

Attached Files
[SyllabusPSY111Fall12.pdf](#) (226.599 KB)

Middlesex Community College
Course Syllabus

Semester: Fall 2012
Course Number: PSY 111
Course Title: General Psychology I
CRN: 3299
Course Duration: Wednesday, August 29, to December 18, 2012
Credit Hours: 3 credits
Department: Social Science
Instructor: Dr. Yi Guan-Raczkowski
Course Location: Online – Blackboard Learn
Course Prerequisites: English 101 Placement
Meeting Time (days/hours): This is a distance learning course, and you will be on to the course.
Scope of Course

An Online Course – Course Content

- For each chapter
 - Outlines
 - Objectives
 - Key Concepts
 - Lecture Notes

The screenshot displays a web browser window with a course page. On the left, a 'Table of Contents' sidebar lists five items: 'Chapter 1: Introduction to', 'Instructions on How to View', 'Chapter 1 (.ppt)', 'Instruction on How to View', and 'Chapter1.pdf'. The main content area has a blue header with the title 'Chapter 1: Introduction to Psychology' and a link 'Click here to download'. Below this, the text 'CHAPTER 1' is followed by the title 'INTRODUCTION TO PSYCHOLOGY' in large, bold, blue letters. Underneath, the word 'OUTLINE' is in green, followed by 'Prologue: Deepwater Disaster' and 'Looking Ahead' in blue. Then, 'MODULE 1: PSYCHOLOGISTS AT WORK' is in green, followed by 'The Subfields of Psychology: Psychology's Family Tree' in blue. The bottom section lists five topics in brown text: 'What Are the Biological Foundations of Behavior?', 'How Do People Sense, Perceive, Learn, and Think about the World?', 'What Are the Sources of Change and Stability in Behavior Across the', and 'How Do Psychological Factors Affect Physical and Mental Health?'.

Table of Contents
Page 1 of 5

1. Chapter 1: Introduction to
2. Instructions on How to View
3. Chapter 1 (.ppt)
4. Instruction on How to View
5. Chapter1.pdf

Chapter 1: Introduction to Psychology [Click here to download](#)

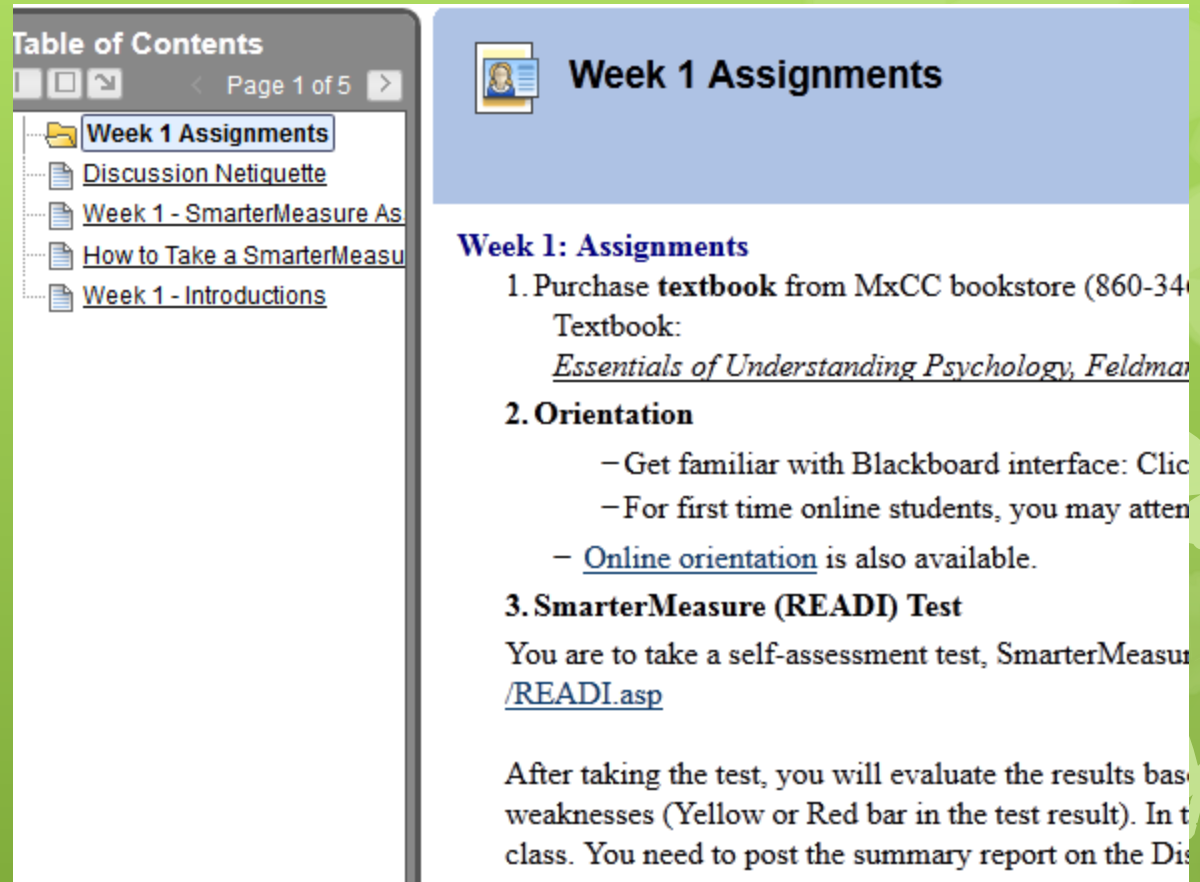
CHAPTER 1

INTRODUCTION TO PSYCHOLOGY

OUTLINE
Prologue: Deepwater Disaster
Looking Ahead
MODULE 1: PSYCHOLOGISTS AT WORK
The Subfields of Psychology: Psychology's Family Tree
What Are the Biological Foundations of Behavior?
How Do People Sense, Perceive, Learn, and Think about the World?
What Are the Sources of Change and Stability in Behavior Across the
How Do Psychological Factors Affect Physical and Mental Health?

An Online Course – Weekly Assignments

- Learning Modules
- Week (Unit)
 - Instruction
 - Discussion
 - Exam
 - Project
 - Notes
 - Web Sites



The screenshot displays two panels from an online course interface. The left panel, titled 'Table of Contents', shows a navigation menu with 'Week 1 Assignments' selected. The right panel, titled 'Week 1 Assignments', contains the following content:

Week 1: Assignments

1. Purchase **textbook** from MxCC bookstore (860-340-1234)
Textbook:
Essentials of Understanding Psychology, Feldman
2. **Orientation**
 - Get familiar with Blackboard interface: Click on the 'Orientation' link in the left navigation menu.
 - For first time online students, you may attend the orientation session.
 - [Online orientation](#) is also available.
3. **SmarterMeasure (READI) Test**

You are to take a self-assessment test, SmarterMeasure, at the following link: [/READI.asp](#)

After taking the test, you will evaluate the results based on your strengths and weaknesses (Yellow or Red bar in the test result). In the next class. You need to post the summary report on the Discussion Board.

An Online Course - Discussions

- Discussions
 - Forums
 - Answer questions
 - Respond to students

The screenshot displays an online course interface. On the left is a sidebar menu for course 3299.112306 (PSY-F111-3299-Fall2012-General Psychology I). The menu includes sections for Home Page, Communications, and Course Materials. The Communications section is expanded, showing links to Welcome, Announcements, Mail, My Grades, Notification & Alert, and Syllabus. The Course Materials section includes links to Course Content, Weekly Assignments, Discussion Questions, Exams, Discussion Forums, and Journal Article Review.

On the right is the Discussion Board section. It features a 'Create Forum' button and a table of existing forums. The table has columns for Forum and Description. The forums listed are:

Forum	Description
Questions and Answers	Post your questions about this class
Week 1 - Introductions	Tell us a little about yourself, why you chose this major, what your career goals are, etc. Share something about your life.
Week 1- SmarterMeasure Assignment	Click on Discussion Questions in the assignment
Week 2 Discussions - Chapter 1	Click on Discussion Questions in the assignment
Week 3 Discussions - Chapter 2	Click on Discussion Questions in the assignment
Week 3 Summary - Ch1 and Ch2	Click on Discussion Questions in the assignment

An Online Course - Discussions

3299.112306
(PSY-F111-3299-
Fall2012-General
Psychology I)

Home Page

Communications

Welcome

Announcements

Mail

My Grades

Notification & Alert

Syllabus

Course Materials

Course Content


Weekly Assignments

Discussion Questions

Exams

Discussion Forums

Journal Article Review

 **Forum: Week 3 Discussions - Chapter 2**

Organize Forum Threads on this page and apply settings to several or all threads. Threads are listed in [More Help](#)

Create Thread Grade Forum

<

Thread Actions Collect Delete

<input type="checkbox"/>	<input type="checkbox"/>	Date	Thread
<input type="checkbox"/>	<input type="checkbox"/>	10/7/12 1:36 PM	Week 3 Question 2
<input type="checkbox"/>	<input type="checkbox"/>	9/20/12 10:36 AM	week 3-chap 2 discussion
<input type="checkbox"/>	<input type="checkbox"/>	9/20/12 1:51 AM	Week 3 Chapter 2 Question
<input type="checkbox"/>	<input type="checkbox"/>	9/16/12 12:00 AM	Week 2 chapter 2 question 1
<input type="checkbox"/>	<input type="checkbox"/>	9/15/12 11:45 PM	W3 Ch2 Q1
<input type="checkbox"/>	<input type="checkbox"/>	9/15/12 10:18 PM	Week 3 Discussion question 1
<input type="checkbox"/>	<input type="checkbox"/>	9/15/12 9:50 PM	week 3 discussion question
<input type="checkbox"/>	<input type="checkbox"/>	9/15/12 7:34 PM	Evolution Psychology

An Online Course - Assignment

Table of Contents

Page 3 of 7

- Week 12 Assignments
- Week 12 Discussions - Chap
- Submit - Journal Article Revi**
- APA Web Reference
- Instruction - Use Library Data
- Instruction - Use Library Data
- Citation Machine

Preview Upload Assignment: Submit - Journal Article Review

You are previewing the assignment - your submission will not be saved.

Page 3 of 7

Cancel Save as Draft Submit

1. Assignment In

Name: S

Instructions T e

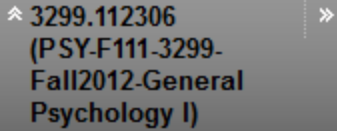
Attached is my article review.

Path: [body](#)

Attach File Browse My Computer Browse Content Collection

- Submit files – project, paper, etc.

An Online Course - Exams



3299.112306
(PSY-F111-3299-
Fall2012-General
Psychology I)

[Home Page](#)

Communications

[Welcome](#)

[Announcements](#)

[Mail](#)

[My Grades](#)

[Notification & Alert](#)

[Syllabus](#)

Course Materials


[Course Content](#)

[Weekly Assignments](#)


[Discussion Questions](#)

[Exams](#)

[Discussion Forums](#)




Exams



Sample Exam - Not Graded


Use this exam to practice or test your computer before taking the actual exam.



Exam 1 (Chapters 1 -4) - Available 10/1 - 10/7

56 multiple choice questions and 4 essay questions. Although you can log out after you have clicked on Begin, you can log out and come back to finish the exam. You have answered. Your test needs to be submitted by midnight. You are advised to click on **Save Answer** under EVERY question.

Please **do not** complete this test using a mobile device. The test will not work properly on a mobile device.



Exam 2 (Chapters 5- 8) - Available 10/29 - 11/7

56 multiple choice questions and 2 essay questions. Although you can log out after you have clicked on Begin, you can log out and come back to finish the exam. You have answered. Your test needs to be submitted by midnight.

Please **do not** complete this test using a mobile device. The test will not work properly on a mobile device.

An Online Course – Exams

My Blackboard Learn | Content Collection

Description

Instructions

Multiple Attempts Not allowed. This Test can only be taken once.

Force Completion This Test can be saved and resumed later.

< ∨ Question Completion Status:

Save All Answers Save and Submit

Question 1 1.5 points Save Answer

A relatively permanent change in behavior brought about by experience is called

☐ maturation.

☐ learning.

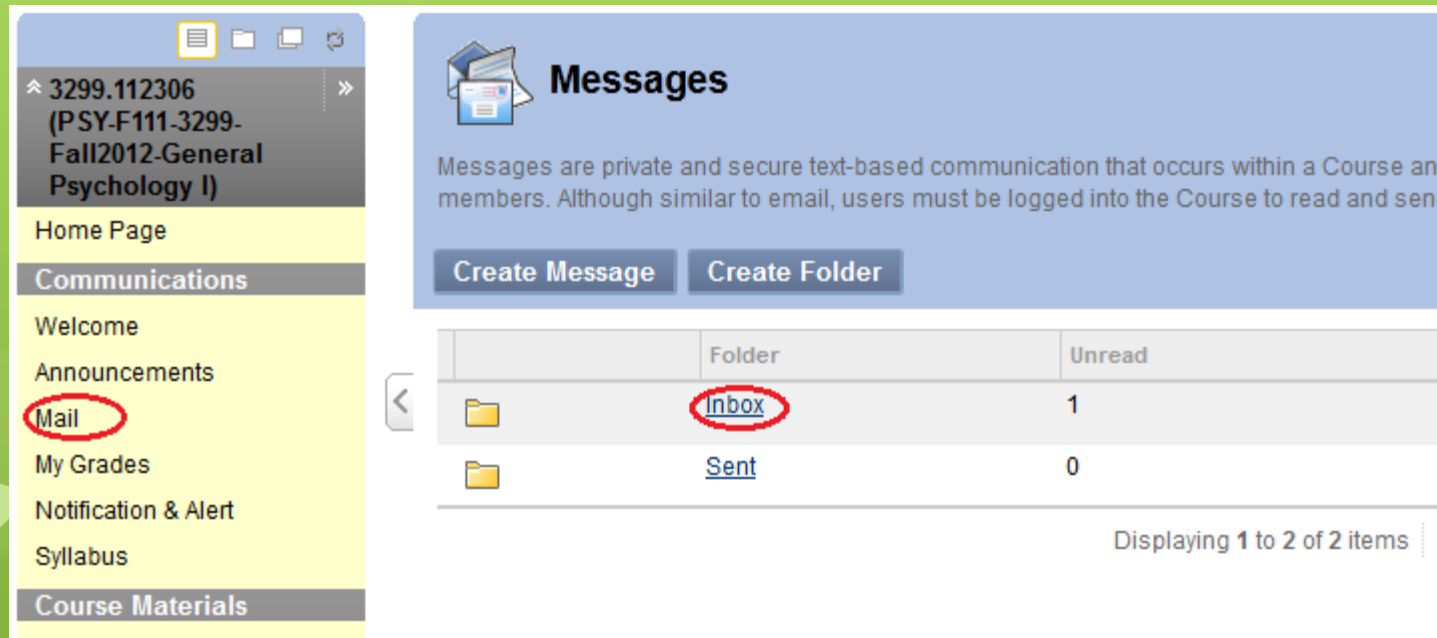
☐ development.

☐ instinct.



Question 2 1.5 points Save Answer

An Online Course – Mail

- Private communication with your instructor



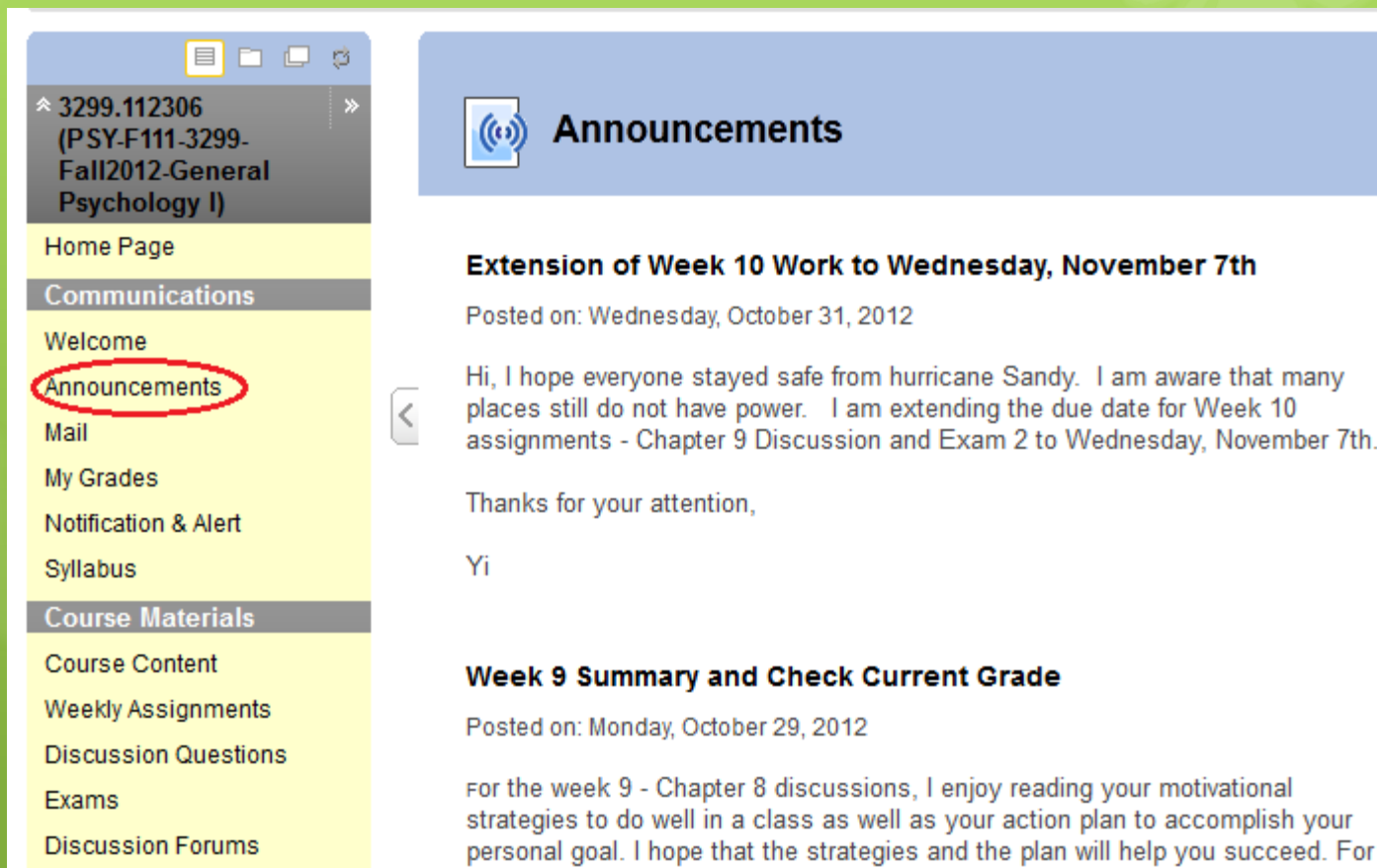
The screenshot displays a web interface for an online course. On the left is a navigation menu with the course ID '3299.112306 (PSY-F111-3299-Fall2012-General Psychology I)' at the top. Below it are sections: 'Home Page', 'Communications' (containing 'Welcome', 'Announcements', 'Mail', 'My Grades', 'Notification & Alert', and 'Syllabus'), and 'Course Materials'. The 'Mail' link is circled in red. The main content area is titled 'Messages' and includes a description: 'Messages are private and secure text-based communication that occurs within a Course and its members. Although similar to email, users must be logged into the Course to read and send messages.' Below this are two buttons: 'Create Message' and 'Create Folder'. A table lists the message folders:

	Folder	Unread
	<u>Inbox</u>	1
	<u>Sent</u>	0

At the bottom right of the table area, it says 'Displaying 1 to 2 of 2 items'.

An Online Course – Announcement

- Reminders and updates.



3299.112306
(PSY-F111-3299-
Fall2012-General
Psychology I)

Home Page

Communications

Welcome

Announcements

Mail

My Grades

Notification & Alert

Syllabus

Course Materials

Course Content

Weekly Assignments

Discussion Questions

Exams

Discussion Forums

Announcements

Extension of Week 10 Work to Wednesday, November 7th

Posted on: Wednesday, October 31, 2012

Hi, I hope everyone stayed safe from hurricane Sandy. I am aware that many places still do not have power. I am extending the due date for Week 10 assignments - Chapter 9 Discussion and Exam 2 to Wednesday, November 7th.

Thanks for your attention,

Yi

Week 9 Summary and Check Current Grade

Posted on: Monday, October 29, 2012

For the week 9 - Chapter 8 discussions, I enjoy reading your motivational strategies to do well in a class as well as your action plan to accomplish your personal goal. I hope that the strategies and the plan will help you succeed. For

An Online Course – My Grades

- Check your grades often to be informed of your performance.

ExamTotal					0.00/390	
SumTotal					37.00/280	
Week 1- SmarterMeasure Assignment	Alignments				-/20	
Week 1 - Introductions	Alignments		Nov 1, 2012 4:25 PM	Nov 1, 2012 4:25 PM	10.00/10	Welcome to this class. Should you need help, please let me know.
Week 2 Discussions - Chapter 1	Alignments		Nov 1, 2012 4:26 PM	Nov 1, 2012 4:26 PM	14.00/15 View Rubric	Clearly answered the questions by citing textbook discussion. Your response to Jennifer is quite brief. -1

HOW CAN STUDENTS BE BETTER PREPARED FOR LEARNING ONLINE?

- Registration – self assessment
 - Take a SmarterMeasure test
 - Access to computer and Internet
- Decision making
 - Whether to take an online course
 - The number of courses to take
- Getting ready
 - Go through an online orientation
 - Attend a campus orientation

Registration – Self Assessment

- Take a Smartermeasure test to assess your readiness
- <http://www.mxcc.commnet.edu/Content/READI.asp>
 - Personal Attributes
 - Self-motivation, self-discipline, time management, study strategies.
 - Availability of time
 - Technology
 - Internet navigation
 - File management – organize files, upload/download files.
 - Word processor – create/type/save a file.
 - Reading Comprehension
 - Typing speed and accuracy
 - Learning style
- Access to a computer/Internet
 - A reliable computer (PC-less than 3 years old)
 - High speed connection

Decision Making

- Whether to take an online course?
- How many online courses to take?
 - Self-check
 - A relatively new computer
 - High speed Internet connection
 - Self-motivated and self disciplined
 - A good reader
 - Availability of time
 - Spring/Fall
 - 10 -15 hours/Week - 3-credit course
 - Summer -6 weeks session
 - 20-30 hours/Week- 3 credit course
 - Winter or Summer -4 weeks session
 - 5 hours/day – 3 credit courses

Getting Ready

- After registration
 - Go through the online orientation
 - <http://www.mxcc.edu/distance>
 - Click on "Online Orientation".
 - You will see your course 7 days before the first day of a semester.
 - You may go through parts of the orientation before 7 days in advance.
- Attend a campus orientation
 - If you feel that you need personal assistance in how to navigate your online course and use tools, you may attend a session of campus orientation.
 - <http://www.mxcc.edu/distance>
 - Click on "Campus Orientation".

Key to Success

- **Take a self-assessment test to help you make a wise decision about the number of online courses you will be taking.**
- **Get prepared before the start of a semester.**
- **Carefully read all class documents and follow the instructions closely.**
- **Keep pace with the class reading and assignments.**
- **Report and resolve technical problems promptly.**