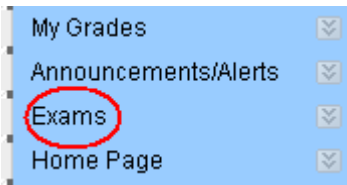


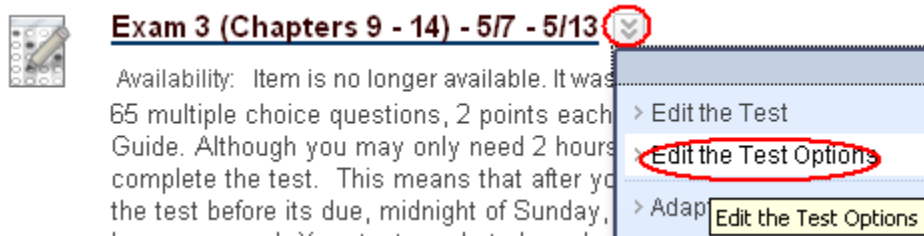
## Blackboard - How to Show Correct Answers in a Test

This instruction can be used when a test is closed after its due date and you are willing to release correct answers to your students. You are suggested to release correct answers after all students have taken a test.

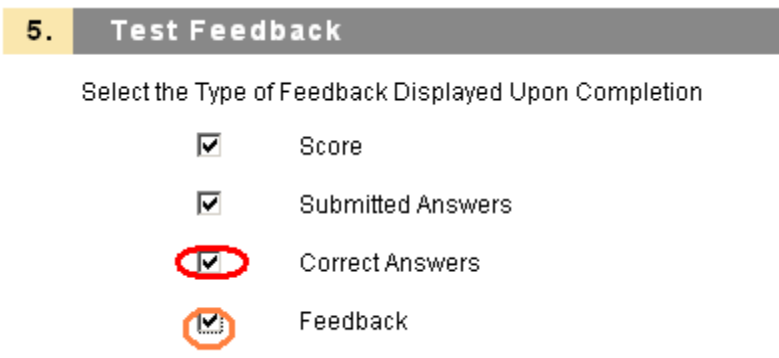
1. Navigate to the page that hosts the test. In this example, click “Exams” link in Course Menu.



2. For the test you would like to open, click the action icon of the test and select “Edit the Test Options”.



3. Scroll down until you see “5. Test Feedback”. Check “Correct Answers” to release correct answers in the test. If there is information in “Feedback”, you will check “Feedback”.



4. Click “Submit” either at the top or the bottom of the page.

### \*Special Notes

## **MxCC Distance Learning Documentation**

---

We do not recommend you release correct answers before a test is due. If correct answers are shown within the available time frame of a test, students who have completed the test may share answers with those who have not done the test.

This instruction may be used to turn off correct answers for a test after your previous course has been copied to a new course.